



DELIVERY  
20-25 DAYS



1 YEAR  
WARRANTY



MAX LOAD  
150 KG



INTENSIVE  
USAGE



KM 608967  
BS EN 131-7

# Extra Heavy-Duty Mobile Safety Steps

Suitable for the most demanding projects and applications, constructed from box section steel on a splayed base to provide much greater stability and strength. Over tested to 200kg. The treads are available in either expamet or ribbed rubber depending on your requirements. Kite-marked to the demanding EN131-7 British Standard. The Extra Heavy-Duty step is available with a wide range of options, including gates, chains and hinged bars. See options on page 81. Supplied in red.

- Extra wide 490 x 180mm deep treads for comfort and safety
- Large 500 x 560mm platform with intermediate guardrails and toe boards
- Fully welded steel box-section construction
- Additional bracing for more frequent use applications
- Choice of ribbed rubber or expamet treads
- Locking device and anti-ascent bar
- Easy one-user manoeuvrability on 200mm diameter heavy-duty wheels and 100mm swivel castors
- EN131-7



## EXTRA HEAVY-DUTY MOBILE SAFETY STEPS

SKU		Tread Count*	Approx. Working Height† (m)	Platform Height (m)	Height (m)	Width (m)	Depth (m)	Expamet Weight (kg)	Ribbed Weight (kg)
Expamet	Ribbed								
2026-003	2025-003	3	2.29	0.69	1.69	0.96	0.78	48.0	56.0
2026-004	2025-004	4	2.52	0.92	1.92	1.12	0.85	56.0	64.0
2026-005	2025-005	5	2.75	1.15	2.15	1.29	0.91	62.0	74.0
2026-006	2025-006	6	2.98	1.38	2.38	1.43	0.96	81.0	93.0
2026-007	2025-007	7	3.21	1.61	2.61	1.61	1.01	89.0	102.0
2026-008	2025-008	8	3.44	1.84	2.84	1.79	1.06	99.0	112.0
2026-009	2025-009	9	3.67	2.07	3.07	1.96	1.14	109.0	122.0
2026-010	2025-010	10	3.90	2.30	3.30	2.13	1.22	124.0	136.0
2026-011	2025-011	11	4.13	2.53	3.53	2.29	1.27	132.0	145.0
2026-012	2025-012	12	4.36	2.76	3.76	2.40	1.27	143.0	157.0
2026-013	2025-013	13	4.59	2.99	3.99	2.56	1.37	153.0	168.0
2026-014	2025-014	14	4.82	3.22	4.22	2.73	1.54	165.0	180.0
2026-015	2025-015	15	5.05	3.45	4.45	2.89	1.57	177.0	192.0

\*Tread count includes top platform step

† 3 Tread steps are not fitted with the anti-descent or locking bar


Note that this unit is supplied in 2 x packages over 10 steps and above

# Optional Extras

The following options are available at the time of ordering. Please select the sized **Extra & Heavy-Duty Mobile Step** you require with the additional codes for the option desired.



2004-105 Platform Gate To End




2004-122 Platform Chain to Front



2004-106 Platform Gate To Left Hand Side

2004-107 Platform Gate To Right Hand Side



2004-112 Platform Chain to Left Hand Side

2004-113 Platform Chain to Right Hand Side



2004-108 Double Hinged Bar to End




2004-111 Platform Chain to End



2004-109 Double Hinged Bar to Left Hand Side


2004-110 Double Hinged Bar to Right Hand Side



2004-118 Bottom Safety 'Access Denied' Gate



2004-124 Double Hinged Bar to Front



2004-1XY  
Hook on Tool Tray

2004-123  
Hook on Tool Basket

