



DELIVERY  
10-15 DAYS



1 YEAR  
WARRANTY



MAX LOAD  
150 KG



INTENSIVE  
USAGE

# Heavy-Duty Mobile Safety Steps

Suitable for construction, military and warehouse applications with extra wide treads and a large working platform. Kite-marked to the demanding EN131-7 British Standard with additional bracing making it suitable for more frequent use applications.

- Extra wide 700 x 180mm deep treads for comfort and safety
- Large 700 x 560mm platform with intermediate guardrails and toe boards
- Fully welded steel construction
- Additional bracing for more frequent use applications
- Choice of anti-slip or punched treads
- Locking device and anti-ascent bar
- Easy one-user manoeuvrability on heavy-duty wheels and castors
- EN131-7



KM 608967  
BS EN 131-7



## HEAVY-DUTY MOBILE SAFETY STEPS

SKU	Tread Count*	Approx. Working Height†	Platform Height	Overall Height	Width (m)	Depth (m)	Punched Weight (kg)	Anti-slip Weight (kg)	
Punched	Anti-Slip								
2019-003	2020-003	3	2.28	0.68	1.68	0.90	0.97	35.0	35.0
2019-004	2020-004	4	2.50	0.90	1.90	0.95	1.12	40.0	40.0
2019-005	2020-005	5	2.73	1.13	2.13	1.00	1.28	45.0	45.0
2019-006	2020-006	6	2.95	1.35	2.35	1.05	1.43	50.0	50.0
2019-007	2020-007	7	3.18	1.58	2.58	1.10	1.59	55.0	55.0
2019-008	2020-008	8	3.40	1.80	2.80	1.15	1.74	60.0	60.0
2019-009	2020-009	9	3.63	2.03	3.03	1.20	1.90	65.0	65.0
2019-010	2020-010	10	3.85	2.25	3.25	1.25	2.05	85.0	85.0
2019-011	2020-011	11	4.08	2.48	3.48	1.30	2.21	95.0	95.0
2019-012	2020-012	12	4.30	2.70	3.70	1.35	2.36	105.0	105.0
2019-013	2020-013	13	4.53	2.93	3.93	1.40	2.52	110.0	110.0
2019-014	2020-014	14	4.75	3.15	4.15	1.45	2.67	120.0	120.0
2019-015	2020-015	15	4.98	3.38	4.38	1.50	2.83	130.0	130.0

\*Tread count includes top platform step

† 3 Tread steps are not fitted with the anti-descent or locking bar


Note that this unit is supplied in 2 x packages over 10 steps and above

# Optional Extras

The following options are available at the time of ordering. Please select the sized **Extra & Heavy-Duty Mobile Step** you require with the additional codes for the option desired.



2004-105 Platform Gate To End




2004-122 Platform Chain to Front



2004-106 Platform Gate To Left Hand Side

2004-107 Platform Gate To Right Hand Side



2004-112 Platform Chain to Left Hand Side

2004-113 Platform Chain to Right Hand Side



2004-108 Double Hinged Bar to End




2004-111 Platform Chain to End



2004-109 Double Hinged Bar to Left Hand Side

2004-110 Double Hinged Bar to Right Hand Side



2004-118 Bottom Safety 'Access Denied' Gate



2004-124 Double Hinged Bar to Front



2004-1XY  
Hook on Tool Tray

2004-123  
Hook on Tool Basket

