

Ladder for non-professional use

LADDER TYPE: STANDING LADDERS

GENERAL SAFETY INSTRUCTIONS



**WARNING:
FALL FROM LADDER**

Please refer to these instructions.



Inspect the ladder after delivery. Before use, visually check the ladder is undamaged and safe to use.




The maximum total load must not exceed 150kg.




Do not use ladder on uneven or unfirm ground.



Do not overreach when using this ladder.



Do not erect ladder on contaminated ground.



Indicates maximum number of users.



Do not ascend or descend unless you are facing the ladder.



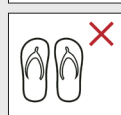
Keep a secure grip on the ladder when ascending and descending. Maintain a handhold whilst working from a ladder or take additional safety precautions if you cannot.



Avoid work that imposes a sideways load on ladders, such as side-on-drilling through solid materials



Do not carry equipment which is heavy or difficult to handle while using a ladder



Do not wear unsuitable footwear when climbing a ladder



Do not use the ladder if you are not fit enough. Certain medical conditions or medication, alcohol or drug abuse could make the ladder unsafe.

Do not spend long periods of time on a ladder without regular breaks. (Tiredness is a risk)

Prevent damage of the ladder when transporting, e.g., by fastening and ensure they are suitably placed to prevent damage.

Ensure the ladder is suitable for the task.

Do not use the ladder if contaminated, e.g., with wet paint, mud, oil or snow.

Do not use the ladder outside in adverse weather conditions, such as strong wind.

For professional use a risk assessment shall be carried out respecting the legislation in the country of use.

When positioning the ladder, take into account risk of collision with the ladder e.g., from pedestrians, vehicles or doors. Secure doors (not fire exits) and windows where possible in the work area.



Warning, electricity hazard. Identify any electrical risks in the work area, such as overhead lines or other exposed electrical equipment and do not use the ladder where electrical risks occur.

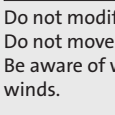
EN ISO 7010-W012



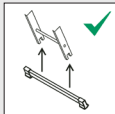
Use non-conductive ladder for unavoidable live electrical work.



Do not use the ladder as a bridge.



Do not modify the ladder design. Do not move a ladder while standing on it. Be aware of wind speed. Do not use outside in strong winds.



If a ladder is delivered with stabiliser bars, and these bars should be fixed by the user before the first use, this shall be described on the ladder and in the user instruction.

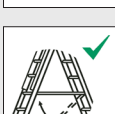
STANDING LADDERS



Do not step off the side of standing ladder onto another surface.



Open the ladder fully before use.



Use the ladder with restraint devices engaged only.



Standing ladders shall not be used as a leaning ladder unless it is designed to do so.



Do not stand on the top two steps/rungs of a standing ladder without a platform and a hand/knee rail.



Any horizontal surface which looks like a platform on a standing ladder that is not designed for standing on (e.g. a plastic work tray) shall be clearly indicated on that surface, (only if necessary due to design of ladder).

- For repair and replacement of parts, e.g. feet, if necessary contact the producer or distributor.
- Ladders should be stored in accordance with the producer's instructions.
- Ladders made of or using thermoplastic, thermosetting plastic and reinforced plastic materials should be stored out of direct sunlight.
- Ladders made of wood should be stored in a dry place and shall not be coated with opaque and vapour tight paints.

LIST OF ITEMS TO BE INSPECTED

For regular inspection, the following items shall be taken into account:

- Check that the stiles/legs (uprights) are not bent, bowed, twisted, dented, cracked, corroded or rotten;
- Check that the stiles/legs around the fixing points for other components are in good condition;
- Check that fixings (usually rivets, screws or bolts) are not missing, loose, or corroded;
- Check that rungs/steps are not missing, loose, excessively worn, corroded or damaged;
- Check that the hinges between front and rear sections are not damaged, loose or corroded;
- Check that the locking stays horizontal, back rails and corner braces are not missing, bent, loose, corroded or damaged;
- Check that the rung hooks are not missing, damaged, loose or corroded and engage properly on the rungs;
- Check that guide brackets are not missing, damaged, loose or corroded and engage properly on the mating stile;
- Check that ladder feet / end caps are not missing, loose, excessively worn, corroded or damaged;
- Check that the entire ladder is free from contaminants (e.g. dirt, mud, paint, oil or grease);
- Check that locking catches (if fitted) are not damaged or corroded and function correctly;
- Check that the platform (if fitted) has no missing parts or fixings and is not damaged or corroded.

If any of the above checks cannot be fully satisfied, you should NOT use the ladder.

For special ladder types, further items identified by the manufacturer shall be taken into account.

STORAGE

The important considerations when storing a ladder (not in use) should include the following:

- Is the ladder stored away from areas where its condition could deteriorate more rapidly (e.g. dampness, excessive heat, or exposed to the elements)?
- Is the ladder stored in a position which helps it to remain straight (e.g. hung by the stiles on proper ladder brackets or laid on a flat clutter free surface)?
- Is the ladder stored where it cannot be damaged by vehicles, heavy objects, or contaminants?
- Is the ladder stored where it cannot cause a trip hazard or an obstruction?
- Is the ladder stored securely where it cannot be easily used for criminal purposes?
- If the ladder is permanently positioned (e.g. on scaffolding), is it secured against unauthorized climbing (e.g. by children)?

Copyright © 2022 TB Davies (Cardiff) Ltd, Lewis Road, Cardiff, CF24 5EB. +44(0)29 2132 0000. Registered in England No. 00534073, VAT Reg No. GB134144207.

TB Davies (Dublin) Ltd, 9 Exchange Place, Dublin 1, Ireland.
Investors in People Silver Award Since 2018.
An ISO 9001 Registered Company.
Members of the Ladder Association and PASMA.

REPAIR, MAINTENANCE & STORAGE

- Repairs and maintenance shall be carried out by a competent person and be in accordance with the producer's instructions.
- NOTE, A competent person is someone who has the skills to carry out repairs or maintenance, e.g. by someone trained by the manufacturer.